



NAGARJUN

INTERNATIONAL TRADING COMPANY

We Grow Together...

18
YEARS



AN ISO 9001 : 2015 CERTIFIED COMPANY

2023

INDUSTRIAL WASHING, FINISHING EQUIPMENTS & POWER LAUNDRY MACHINERIES



we grow together



STARFISH INDIA
LAUNDRY MACHINES PRIVATE LIMITED



NAGARJUN
INTERNATIONAL TRADING COMPANY
We Grow Together...

From the CEO'S desk

STARFISH is more than just a laundry equipment manufacturer. It is a community of people who share a common vision: "We Grow Together". We believe in creating value for our customers, our company and our society as a whole.

We are passionate about understanding our customers and their needs. We work closely with them to analyze their market potential and provide them with the best solutions for their laundry business. We don't just sell machines, we build relationships.

We are proud of our high-quality products, which are designed to meet the highest standards of reliability and performance. We follow strict ISO protocols and constantly innovate to improve our machines and services. We know how important it is for our customers to offer uninterrupted laundry service to their clients, and we want to help them achieve that.

That's why we offer service plans and on-site services along with AMC. We want to ensure that our customers can run their business smoothly and hassle-free. We want to see them grow and succeed with STARFISH.

STARFISH is not just a brand, it is a family. Join us today and discover the difference.



we grow together

SARAVANAKUMAR MARIMUTHU

FOUNDER AND CEO,



STARFISH INDIA
LAUNDRY MACHINES PRIVATE LIMITED



NAGARJUN
INTERNATIONAL TRADING COMPANY

'We Grow Together...'

About Laundromat

A self-service laundry, commonly known as a coin laundry or coin wash, is a facility where individuals can wash and dry their clothes with minimal personalised professional assistance.

Staffed Laundromat

Laundromats play a vital role in urban communities. Owners of laundromats may hire individuals to oversee and maintain the facility throughout the day. Some laundromats have staff members who provide services to customers.

Basic service centres may have an attendant behind a counter to provide change, sell laundry detergent, and watch unattended machines to prevent potential clothing theft. In larger businesses, owners may employ a staff to ensure the continuous maintenance of the machines and other operational aspects.

Other laundromats allow customers to drop off their clothing to be washed, dried, and folded. This service is often referred to as "fluff & fold," "wash-n-fold," "drop off," "bachelor bundles," "service wash," or "full-service wash." Some staffed laundry facilities also offer dry cleaning pick-up and drop-off services. The evolution of self-serve laundry services can be seen in laundromats' "fluff and fold" services.

These services provide customers with washing, drying, and folding based on the weight of their laundry. Some services even offer free pick-up and delivery and complimentary laundry bags as part of their customer appreciation. Additionally, dry-cleaning services sometimes use pick-up and delivery options to generate additional revenue.

On-premise Laundromat

On-site laundromats can be found in hospitals, university student residences, or apartment buildings. Facility managers and maintenance staff work directly with machine distributors to provide and maintain washers and

dryers. These machines are primarily reserved for the residents of these facilities.

Many building owners use on-site laundromats as a means to generate additional revenue. They achieve this by renting out their laundry rooms to laundry companies for a fixed monthly price, allowing the laundry company to retain all the revenue generated from the machines. Building owners also have the option to establish a revenue-sharing system where both the apartment owner and the laundry company divide the profits from the machines each month.

How does a good laundromat benefit students, parents, and busy professionals?

Here are the reasons why you require laundromat services from time to time.

Social space: For some individuals, a laundromat is a gathering place. Some people live alone, and it may be part of an elderly person's weekly routine to visit the nearest Laundromat. This allows them to socialise with friends and even make new connections. Some local laundromats even offer tea or other beverages to customers while they wait for their clothes to dry or finish washing.

Student life:

Some students live away from home to pursue their studies. Being away from family, they may experience feelings of loneliness and disorientation.

With no family members to handle their laundry and lacking their own washing machines, laundromats become a valuable resource for students. Almost every student incorporates regular visits to a local laundromat as part of their routine.

Convenience:

When people are occupied with work, finding time for weekly laundry becomes challenging. A good laundromat goes beyond self-service laundry and offers additional services

such as ironing, minor repairs or sewing, and dry cleaning, which can be advantageous for busy individuals.

If you have a busy day or week ahead and are seeking a coin-operated laundry machine for your soiled clothes, you can visit the nearest Laundromat.

Laundromat Services:

If you are new to this service, you can choose from the following services based on your specific preferences and needs:

- Self-service laundry
- Folding
- Drop-off
- Contactless delivery

Laundromat Frequently Asked Questions:

The following are frequently asked questions that you may have when visiting a laundromat. If you plan to visit one, these questions can provide useful information to determine if the particular laundromat's services align with your requirements.

How does your service work?

You must bring your unwashed clothes to the laundromat, where they will be weighed. The charge usually depends on the cost per Kilograms of clothes. You can choose whether to use a softener, bleach, or other options.


What is the capacity of your washing machine?

A reputable laundromat will have machines that allow you to load up to 75% of the washing machine's capacity.

Are my clothes washed together with others?

No, they are separated. Your clothes will never be mixed with other people's clothes during washing.

Laundromat



Laundromat | Washer Extractor | Dryer



■ Our establishment offers self-service laundry facilities equipped with high-quality washers and dryers. Commonly referred to as a launderette, Laundromat, Washette, or Washateria, our facility provides convenience and efficiency for customers.

■ Our machines are available in UPI, IC CARD, and COIN Operated models, allowing for flexible payment options. The dryer drum is designed to rotate both forward and reverse, ensuring quick and thorough drying. Additionally, the stainless steel drum is resistant to rust and the self-balance technology ensures stable operation.

■ Both the washing machine and dryer function independently, providing customers with the flexibility to complete their laundry tasks efficiently.

TECHNICAL SPECIFICATION

	DRYER		WASHER EXTRACTOR	
Model	SLTD 6	SLTD 9	SLWX 6	SLWX 9
Dry Weight In Kg	6	9	6	9
Drum Size In mm	570 x 460	570 x 570	468 x 307	481 x 400
Dimension In mm	595 x 590 x 840	636 x 740 x 850	600 x 530 x 850	600 x 640 x 850
Door Open In mm	350	350	280	280

GENERAL

Motor Power	110 Watts	110 Watts	380 Watts	450 Watts
Heating Type	Electric			
Heater In Watts	1750	3200	1750	1750
Consumption/Hr	1.5 Units	2.5 Units	Optional	
Foundation	Not Required			
Weight In Kgs	32	65	62	72

PERFORMANCE

Motor Brand	Imported			
Volt	220/1Ø			
Forward/Reverse	Adjustable 0-60 Seconds			
Time	0-60 Min Controlled By Pcb			
Control Panel	Pcb With Feather Touch			
No Of Program	3			
Temperature	0-50° By Pcb			
Washing Rpm	37			
Extraction Speed	-		480	
Drying Speed Rpm	32		-	

SAFETY

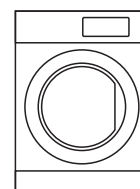
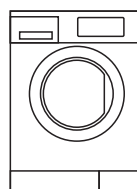
Door Open	Limit Switch Cut Off
-----------	----------------------

CONSTRUCTION

Inner Drum	SS 304 Grade	
Outer Drum	-	ABS Plastic
Outer Body	Mild Steel	
Mounting Type	Soft	
Door	ABS Plastic	
Cutting	CNC	
Bending	CNC	
Welding	Laser/Mig/Tig	

AESTHETIC

Overall Finish	Mild Steel With PU Paint
Logo	Starfish Polycarbon Sticker



Laundromat | Stack Washer and Dryer

TECHNICAL SPECIFICATION

Model	SLWXD 6	SLWXD 9
-------	---------	---------

DRYER

Dry Weight in Kg	6	9
Drum Size in mm	570 x 460	570 x 460
Door Open in mm	350	350

WASHER EXTRACTOR

Dry Weight in Kg	6	9
Drum Size in mm	468 x 307	481 x 400
Door Open in mm	280	280

GENERAL

DRYER

Motor Power in kw	0.11	0.11
Heating Type	Electric	
Heater in kw	1.75	3.2
Consumption/Hr	1.5 Unit	2 Unit

WASHER EXTRACTOR

Motor Power in kw	0.38	0.45
Heating Type	Electric	
Heater in Kilowatt	1.75	1.75
Dimension in mm	670 x 710 x 1800	700 x 740 x 1860
Weight in Kgs	152	162

PERFORMANCE

Motor Brand	Imported
Volt	220/1Ø
Forward/Reverse Time	Adjustable 0-60 Seconds 0-60 min controlled by PCB
Control panel	PCB With Feather Touch
Temperature	0-50° by PCB
No of Program	3
Washing Rpm	37
Extraction Speed	480
Drying speed Rpm	32



SAFETY

Door Open Cut Off	Limit Switch
-------------------	--------------

CONSTRUCTION

	DRYER	WASHER EXTRACTOR
Inner Drum	SS 304 Grade	SS 304 Grade
Outer Drum	-	ABS Plastic
Outer Body	Mild Steel	Mild Steel
Mounting Type	Soft	Soft
Door	ABS Plastic	ABS Plastic
Cutting	CNC	CNC
Bending	CNC	CNC
Welding	Laser/MIG/TIG	Laser/MIG/TIG
Foundation	Not Required	Not Required

AESTHETIC

Overall Finish	Mild Steel with PU Paint
Logo	Starfish Polycarbon Sticker



- Maximize Space Efficiency.
- Stylish design and user-friendly interface.
- Enhanced stability with auto balance technology.
- Rust-resistant stainless steel drum.
- Four wash programs, including a 30-minute quick wash option.
- Temperature selection ranging from cold to 60°, spin speed selection from 0 to 800 rpm.
- Equipped with high-quality SKF bearing for optimal performance under light load conditions.

Industrial Stack Washer and Dryer

TECHNICAL SPECIFICATION

Model	SSWXD 15	SSWXD 20
DRYER		
Dry Weight in Kg	15	20
Drum Size in mm	Ø750 x 650	Ø850 x 700
Door Open in mm	500	500

WASHER EXTRACTOR

Dry Weight in Kg	15	20
Drum Size in mm	Ø580 x 460	Ø700 x 450
Door Open in mm	400	400

GENERAL

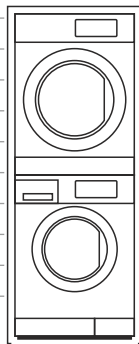
DRYER		
Motor Power in kw	0.25	0.4
Heating Type	Electric	
Heater in Kilowatt	12	18
Consumption/Hr	9 Unit	14 Unit

WASHER EXTRACTOR

Motor Power in kw	0.5	0.8
Heating Type	Electric	
Heater in kw	2	3
Consumption/Hr	Optional	Optional
Dimension in mm	930 x 880 x 2080	930 x 960 x 2080
Weight in Kgs	480	530

PERFORMANCE

Motor Brand	Imported
Volt	220/1Ø
Forward/reverse	Adjustable 0-60 Seconds
Time	0-60 min controlled by PCB
Control panel	PCB With Feather Touch
Temperature	0-50° by PCB
No of Programme	5
Washing Rpm	37
Extraction Speed	480
Drying speed Rpm	32



SAFETY

Door Open Cut Off	Door Limit Switch
-------------------	-------------------

CONSTRUCTION

	WASHER	DRYER
Inner Drum	SS 304 Grade	SS 304 Grade
Outer Drum	Mild Steel	Mild Steel
Outer Body	SS 304 Grade	SS 304 Grade
Mounting Type	Soft	Soft
Door	Stainless Steel	Mild Steel
Cutting	CNC	CNC
Bending	CNC	CNC
Welding	Laser/MIG/TIG	Laser/MIG/TIG
Foundation	Not Required	Not Required

AESTHETIC

Overall Finish	Matt Finished Stainless Steel
Logo	Starfish Polycarbon Sticker



- Our industrial stack washer dryer is a convenient and efficient laundry solution that combines a washing machine and a dryer in one unit. The washing machine and dryer work individually, so you can use them separately or together. Dryer drum rotates forward and reverse to make dry quickly. You can also choose from UPI, IC CARD & COIN Operated models to suit your payment preferences.
- Maximize Space Efficiency
- Stylish design and user-friendly interface
- Enhanced stability with auto balance technology
- Rust-resistant stainless steel drum
- Five wash programs, including a 30-minute quick wash option
- Temperature selection ranging from cold to 60 degrees, spin speed selection from 0 to 800rpm
- Equipped with high-quality bearing for optimal performance under Heavy load conditions.

3 in One Washer, Extractor and Dryer



Electric Heater

Mechanism Of Action : Our all in one washer, extractor and dryer is a versatile and efficient laundry solution that performs washing, extracting and drying functions in the same machine. It is also known as industrial washer cum dryer.

- Blue LCD screen with dialogue interface of human operation being able to realize Intellectualized operation: automatically pouring water, pre-washing, rinsing, bleaching and cleaning.
- Microprocessor, freely programmable, with 5 types of washing programs available. Easy operating.
- Adopt high quality stainless steel, acid and alkali resistance, anti-corrosion, classical appearance, long life.
- Automatic feeding system, aerodynamic design, flushes the material completely, without residual.
- Unique structure of suspension and shake proof, greatly improves the stability of the machines, low noise.
- The imported precise and durable bearing and framework oil seal assure the liability of drum precision and air proof, no leakage, so the rate of troubles is greatly reduced.
- High Quality Electric Heater ensures quick drying time.

PERFORMANCE

Motor Brand	Imported		
Volt	415 / 3Ø or 220 / 1Ø		
Washing speed Rpm	37		
Medium extract Rpm	400		
High Extract Rpm	650	800	800
Forward/Reverse	Adjustable 0-60 Seconds		
Water Inlet	Automatic Through Solenoid Valve		
VFD	LS/Equivalent		
Washing Time	Adjustable by PCB		
Extraction Time	Adjustable by PCB		
Soap Dispensing	Automatic Through Solenoid Valve		
Water Level	Low/Medium/High		
Control panel	Feather Touch		
Water Drain	Automatic Through Valve		
No of Programme	5		
Manual Operation	Available		

SAFETY

Door open cut off	Limit Switch
Emergency Switch	Yes

Construction

Outer Drum	Mild Steel
Inner Drum	Stainless Steel 304 Grade
Perforation	Turret Punch Press
Outer Cover	Stainless Steel 304 Grade
Back Cover	Galvanized Iron
Mounting Type	Hard Soft
Base Frame	Mild Steel Channel
Springs	Helical Compression
Shock absorber	Light Duty
Doors	Stainless Steel 304 Grade with Double Lock
Belt Adjustment	Screw Rod
Shaft Gland	Housing With Shaft, Bearing & Oil Seal
Nuts, Bolts	Mild Steel
Soap Cup	2
Cutting	CNC
Bending	CNC
Welding	LaserMIG/TIG

AESTHETIC

Overall Finish	Matt Finished Stainless Steel
Logo	Starfish Engraving with LED Lights

TECHNICAL SPECIFICATION

Model	SWXD 10	SWXD 15	SWXD 20
Washing in Kg	10	15	20
Drying in Kg	5	7.5	10
Drum Size in mm	Ø630 x 320	Ø670 x 430	Ø730 x 430
Drum Volume in Ltr	100	152	200
Liquor Ratio	1:10	1:10	1:10
Dimension in mm	850 x 900 x 1500	1000 x 1100 x 1600	1000 x 1100 x 1600

GENERAL

Motor Power in kw	1.5	1.5	2.25
Water Inlet in mm	15	18	20
Drain Outlet in mm	50		
Heater in kw Optional	6	6	6
Foundation	Required		
Weight in Kgs	500	600	700
Heating Type	Electric		
Heater in Kilowatt	4	6	8
Consumption/Hr	3 Unit	4.5 Unit	6 Unit

Fully Automatic Premium Stack Washer and Dryer



■ Our fully automatic premium stack washer dryer is a smart and space-saving laundry solution that offers excellent performance and durability.

■ The machine has a stainless steel drum and panels that prevent corrosion and rust, enhance aesthetics and extend the machine's life span.

The machine has a flexible and detachable stack double layer design that reduces floor space and allows you to use the washer and dryer separately or together.

■ The machine has a user-friendly 7.0 inch intelligent touch screen that lets you select from 8+ languages and various options and settings. The screen also displays the timer so you can know how much time your cycle will take. There is also a speed cycle option for those who want to get in and out quickly.

■ The machine has a front detergent box design that cleans the chemical slots thoroughly and prevents residue or clogging.

■ The machine has an inverter drive system and a stable industrial motor, which provide stronger stability and higher speed.

■ The machine has a stable heavy duty frame, reliable bearings imported from Japan, durable housing and shaft, which reduce wear and tear and prolong the machine's lifespan.

■ The machine has a 180° large door opening with relaxed handles that make loading and unloading easy and comfortable.

■ The machine has a large lint collector door design that facilitates daily cleaning and maintenance.

■ The machine has a door opening automatic stop sensing function that stops the machine when the door is opened, ensuring better protection and safety. Multiple heating way optional, customized heating available.

Model	Unit	SSWXDP 16	SSWXDP 22
Capacity	kg	16	22
Washer Drum Diameter	mm	670	670
Washer Drum Depth	mm	426	520
Dryer Drum Diameter	mm	760	860
Dryer Drum Depth	mm	710	780
Washing Speed	rpm	40	40
Drying Speed	rpm	35	35
High-extraction Speed	rpm	690	690
Wash Motor Power	kw	1.9	2.2
Washer Heating Power	kw	12	16
Dryer Motor Power	kw	0.3	0.5
Dryer Fan Motor Power	kw	0.37	0.55
Dryer Heating Power	kw	12	15
Cold water pipe diameter	inch	3/4	3/4
Hot Water pipe diameter	inch	3/4	3/4
Drain pipe diameter	inch	3	3
Air exhaust outlet	mm	180	180
Gas inlet	mm	10	10
Width	mm	813	817
Depth	mm	1120	1420
Height	mm	2120	2120
Weight	kg	370	470



Fully Automatic Premium Stack Tumble Dryer

Design and Durability:

This dryer has a stainless steel drum and panels, which prevent corrosion and rust, and enhance the appearance and durability of the machine. It has a stack double layer design with a rear air inlet, which saves floor space and improves drying efficiency.

Features and Functions:

It has a user-friendly 7.0 inch intelligent touch screen, with multiple languages available. It shows the timer for each cycle and offers a speed cycle option for quick drying, so that customer can know how much time is needed. It has a heavy duty frame, with Japan imported bearings, to ensure balance and accuracy. It has 180° large doors with ergonomic handles, which make it easy to load and unload. It has a large lint collector door, which helps with daily cleaning. It has a door opening automatic stop sensing function, which provides better protection and safety.

Performance and Efficiency:

It has imported heating tube, ignitor, and gas valve, which offer reliable performance and stability. It has an induction function that automatically reduces the flame when the temperature reaches the set value, which can save more than 10%. It has multiple heating options, and can be customized according to the customer's needs.

Model	Unit	STDP 216	STDP 222
Capacity	Kg	16 x 2	22 x 2
Drum Diameter	mm	760	860
Depth	mm	710	780
Door diameter	mm	630	630
Drying Speed	rpm	35	35
Motor Power	kw	0.3 x 2	0.5 x 2
Fan Motor Power	kw	0.37	0.55
Electric Heating Power	kw	12 x 2	15 x 2
Air Exhaust Outlet	mm	180	180
Gas Inlet	mm	10	10
Electricity Consumption	kw/hr	0.6	1
Gas Consumption	liter	30	40
Width	mm	810	910
Depth	mm	1100	1255
Height	mm	2115	2125
Weight	kg	270	340





THANK YOU ALL

Post your Google Review 



Disclaimer

The information provided on this booklet is for general informational purposes only. All efforts have been made to ensure the accuracy of the information presented. However, Nagarjun International Trading Company makes no representations or warranties of any kind, express or implied, about the completeness, accuracy, reliability, suitability, or availability with respect to the booklet or the information, products, services, or related graphics contained on it for any purpose. Any reliance you place on such information is therefore strictly at your own risk.

In no event will Nagarjun International Trading Company be liable for any loss or damage, including without limitation, indirect or consequential loss or damage, or any loss or damage whatsoever arising from loss of data or profits arising out of, or in connection with, the use of this booklet.

Through this booklet, you may be able to link to other websites that are not under the control of Nagarjun International Trading Company.

Note: Due to continues improvement the company reserves the right to change the specification and model without prior notice



Head Office :

3/869-A, Ground Floor, Moolakadai,
Nochipalayam Pirivu, Palladam Main Road,
Veerapandi (Post), TIRUPUR - 641605,
TAMILNADU, INDIA
Ph: +91-421- 4333009, 4330009, 4333678

Corporate Office :

Ground Floor, #13, K.V.R. Arcade, 2nd Main Road,
3rd Block, Behind Gokuldas Images,
Goraguntepalya, BENGALURU - 560022,
KARNATAKA, INDIA
Ph: +91 080 41507898



+91 934 57 57 898



sales@nagarjun-itc.com



www.starfishindia.com